

RL-9750-5VM

THRU-HOLE AC LINE FILTER

DESCRIPTION

- Thru-Hole AC Line Filter

ENVIRONMENTAL DATA

- Storage temperature range: -55°C to +130°C
- Operating temperature range: -40°C to +130°C

PACKAGING INFORMATION

- Packaging information: pg.

FEATURES & APPLICATIONS

- Small footprint
- Filters noise emitting from ultrasonic equipment
- Filters electrostatic noise from power and signal lines
- Eliminates contact noise
- Filters incoming spike noise for ICs and equipment
- Dielectric withstanding voltage rated at 2500 VAC line to line

Verify operation with sample in actual circuit. Order samples at www.rencousa.com.

MECHANICAL DIMENSIONS

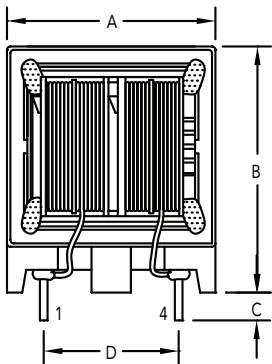
U.S. Standard (mm)

PART NUMBER	A (MAX.)	B (MAX.)	C (TYP.)	D ±0.02 (0.50)	E ±0.02 (0.50)	F (MAX.)
RL-9750-5VM	1.49 (38.00)	1.67 (42.50)	0.20 (5.00)	0.83 (21.00)	0.59 (15.00)	0.98 (25.00)

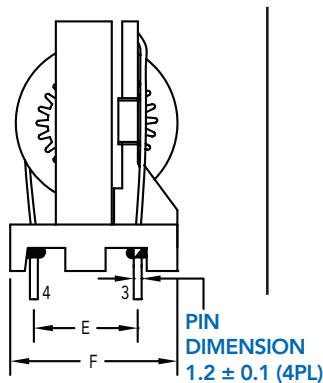
PART NUMBER	PART WEIGHT
RL-9750-5VM	65g (2.30oz)

G ±0.004 (0.1)	H ±0.004 (0.1)
0.83 (21.00)	0.59 (15.00)

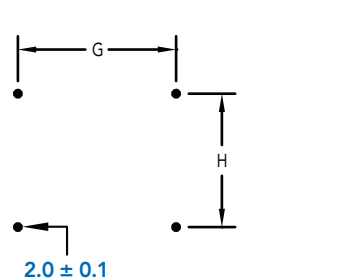
FRONT VIEW



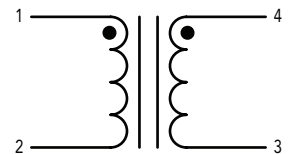
SIDE VIEW



RECOMMENDED LAND PATTERN



SCHEMATIC



RENCO ELECTRONICS INC.

595 International Place, Rockledge, FL 32955-4200 USA • www.rencousa.com • ISO 9001 Certified
Toll Free Engineering Hot Line: 800.645.5828 • P: 321.637.1000 • F: 321.637.1600



RL-9750-5VM

Renco Part No. RL-9750-5VM	Inductance (mH) Min.	DCR (Ohms) ± 20%	Irms (A) Max.
RL-9750-5VM-0.15	0.15	0.0085 Max.	10.0
RL-9750-5VM-0.26	0.26	0.012 Max.	9.0
RL-9750-5VM-0.4	0.4	0.015 Max.	8.0
RL-9750-5VM-0.8	0.8	0.016	7.0
RL-9750-5VM-1.5	1.5	0.028	5.0
RL-9750-5VM-2.7	2.7	0.031	4.5
RL-9750-5VM-3.3	3.3	0.041	4.2
RL-9750-5VM-3.9	3.9	0.052	3.7
RL-9750-5VM-4.7	4.7	0.060	3.5
RL-9750-5VM-5.6	5.6	0.065	3.4
RL-9750-5VM-8.2	8.2	0.090	3.0
RL-9750-5VM-9.0	9.0	0.100	2.8
RL-9750-5VM-10.0	10.0	0.124	2.5
RL-9750-5VM-15.0	15.0	0.161	2.0
RL-9750-5VM-18.0	18.0	0.228	1.9
RL-9750-5VM-22.0	22.0	0.237	1.8
RL-9750-5VM-27.0	27.0	0.274	1.5
RL-9750-5VM-33.0	33.0	0.327	1.4
RL-9750-5VM-47.0	47.0	0.469	1.2
RL-9750-5VM-56.0	56.0	0.608	1.0
RL-9750-5VM-82.0	82.0	0.892	0.8

NOTES:

1. ELECTRICAL SPECIFICATIONS MEASURED AT 25°C
2. I_{rms} - CURRENT THAT CAUSES THE TEMPERATURE TO RISE APPROX. 40°C ABOVE AMBIENT OF 25°C



RENCO ELECTRONICS INC.

595 International Place, Rockledge, FL 32955-4200 USA • www.rencousa.com • ISO 9001 Certified
Toll Free Engineering Hot Line: 800.645.5828 • P: 321.637.1000 • F: 321.637.1600

