



RL-6010

"LO-PRO" COMMON MODE TOROIDS HORIZONTAL MOUNT

DESCRIPTION

- Lo-Pro Toroid
- Common Mode Horizontal Mount

ENVIRONMENTAL DATA

- Storage temperature range: -55°C to +130°C
- Operating temperature range: Contact Engineering

PACKAGING INFORMATION

- Packaging information: pg. 495

FEATURES & APPLICATIONS

- Meets critical filtering requirements where installation profiles are at a premium
- 12 values, 4 sizes, rated currents 1.0 A to 9.0 A
- UL94-VO materials used
- Meet IEC, VDE and CSA specifications
- Typical applications include: power line filters, suppress EMI in switched-mode supplies, and linear power supply filters
- Dielectric withstanding voltage rated at 2000 VAC line to line

Verify operation with sample in actual circuit. Order samples at www.rencousa.com.

MECHANICAL DIMENSIONS

U.S. Standard (mm)

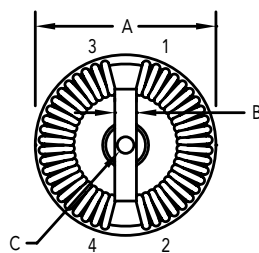
PART NUMBER	A (MAX.)	B (TYP.)	C DIA±.005	D (NOM.)	E (MAX.)	F (TYP.)
RL-6010	1.01 (25.65)	0.12 (3.05)	N/A	*	0.63 (15.95)	0.03 (0.81)

* SEE SPECIFICATION TABLE FOR "D" DIMENSION

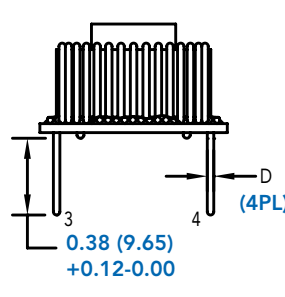
PART NUMBER	PART WEIGHT
RL-6010	14.0g (0.50oz)

G (REF.)	H (REF.)
0.30 (7.62)	0.82 (20.88)

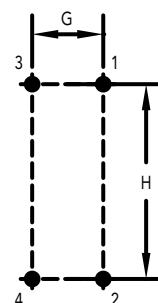
TOP VIEW



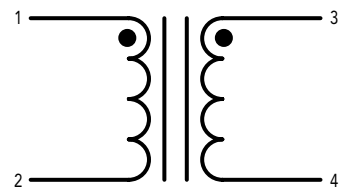
SIDE VIEW



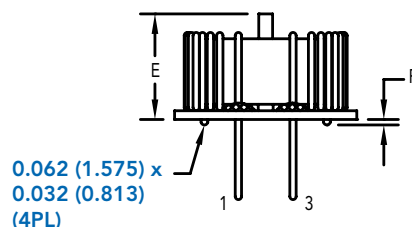
RECOMMENDED PCB LAYOUT



SCHEMATIC



FRONT VIEW



RENCO ELECTRONICS INC.

595 International Place, Rockledge, FL 32955-4200 USA • www.rencousa.com • ISO 9001 Certified
Toll Free Engineering Hot Line: 800.645.5828 • P: 321.637.1000 • F: 321.637.1600



RL-6010

Renco Part No. RL-6010	Inductance (mH)-0+60%	DCR Max. (Ohms)	Leakage Inductance (μ H) Typ.	"D" Diameter (in) NOM	I _{rms} (A)
RL-6010-2.7-1	2.70	0.0700	19.0	0.020	1.0
RL-6010-4.7-1	4.70	0.1000	35.0	0.020	1.0
RL-6010-10-1	10.10	0.1200	62.0	0.020	1.0
RL-6010-1.0-2	1.00	0.0260	7.5	0.025	2.0
RL-6010-3.9-2	3.90	0.0500	27.0	0.025	2.0
RL-6010-6.8-2	6.80	0.0680	44.0	0.025	2.0
RL-6010-0.68-6	0.68	0.0140	4.7	0.032	6.0
RL-6010-1.5-6	1.50	0.0200	9.0	0.032	6.0
RL-6010-2.2-6	2.20	0.0270	12.0	0.032	6.0
RL-6010-0.47-9	0.47	0.0065	2.5	0.040	9.0
RL-6010-0.68-9	0.68	0.0088	5.0	0.040	9.0
RL-6010-1.0-9	1.00	0.0110	5.4	0.040	9.0

NOTES:

1. ELECTRICAL SPECIFICATIONS MEASURED AT 25°C
2. I_{rms} - CURRENT THAT CAUSES THE TEMPERATURE TO RISE APPROX. 40°C ABOVE AMBIENT OF 25°C
3. INDUCTANCE TESTED AT 10 kHz, 0.1 V_{rms}

