


# RL-5480HC-1

## HIGH CURRENT "MINI-DRUM" INDUCTOR



### FEATURES & APPLICATIONS

- 27 standard values from which to choose
- Inductances range from 3.9 $\mu$ H to 22000 $\mu$ H
- Currents up to 2.75 A, and a saturation current as high as 3.75 A
- High saturation materials ideal in switching regulated power supplies
- Small size and staggered lead length make them easy for PCB insertion
- Supplied on Ammo pack for auto insertion
- Typical applications include: power supplies and EMI suppression

### MECHANICAL DATA

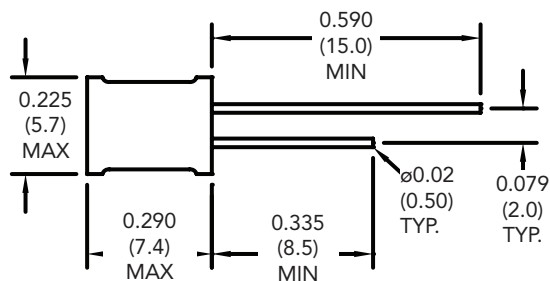
Part weight: 0.50g (0.018oz)

### ENVIRONMENTAL DATA

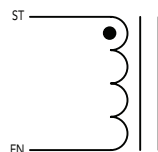
Storage temperature: -55°C to +130°C  
Operating temperature: -40°C to +130°C

Verify operation with sample in actual circuit. Order samples at [www.rencousa.com](http://www.rencousa.com)

### FRONT VIEW



### SCHEMATIC



WHERE WIRES EXIT OVER FLANGE TO LEAD TERMINATION ADD 0.050 (1.27) TOTAL TO MAX. (2PL)

\* LEADS EASILY FORMED TO DIMENSION

### NOTES:

1. ELECTRICAL SPECIFICATIONS MEASURED AT 25°C
2. INDUCTANCE  $\pm$  10% TESTED AT 10 kHz, 0.1 Vrms
3. 5% TOLERANCE OPTIONAL ON  $\geq$  22 $\mu$ H
4. VALUES < 10 $\mu$ H ARE  $\pm$ 20%
5. Isat - DC CURRENT CAUSING INDUCTANCE TO DROP BY % SHOWN ABOVE
6. Irms - CURRENT CAUSING TEMP TO RISE  $\sim$  40°C ABOVE AMBIENT OF 25°C
7. PART FINISHED WITH 135°C POLYOLEFIN SLEEVING (R/C - YDPU2)

Part Number RL-5480HC-1	Inductance ( $\mu$ H) ( $\pm$ 10%)	DCR (Ohms) (Max.)	Isat (A) 20% L Drop	Irms (A) (Typ.)	SRF (MHz) (Typ.)
-3.9	3.9	0.050	3.73	2.75	36.1
-4.7	4.7	0.054	3.23	2.65	32.9
-5.6	5.6	0.061	3.00	2.50	30.1
-6.8	6.8	0.065	2.70	2.40	27.3
-8.2	8.2	0.072	2.48	2.30	24.9
-10	10	0.085	2.33	2.20	22.6
-12	12	0.090	2.13	1.95	20.6
-15	15	0.100	1.80	1.80	18.4
-18	18	0.130	1.73	1.65	16.8
-22	22	0.158	1.53	1.40	15.2
-27	27	0.203	1.38	1.25	11.6
-33	33	0.232	1.25	1.15	10.5
-39	39	0.254	1.18	1.10	9.65
-47	47	0.273	0.930	1.00	8.80
-56	56	0.376	0.920	0.860	8.05
-68	68	0.385	0.870	0.850	7.30
-82	82	0.447	0.790	0.790	6.65
-100	100	0.556	0.730	0.710	6.05
-120	120	0.625	0.670	0.670	5.50
-150	150	0.975	0.590	0.540	4.95
-180	180	1.10	0.540	0.505	4.50
-220	220	1.35	0.485	0.455	4.10
-270	270	1.47	0.430	0.435	3.70
-330	330	2.22	0.390	0.355	3.35
-390	390	2.60	0.370	0.340	3.05
-470	470	3.10	0.340	0.310	2.60
-560	560	3.80	0.300	0.280	2.40
-680	680	4.47	0.280	0.250	2.20
-820	820	5.08	0.250	0.235	2.00
-1000	1000	5.63	0.215	0.220	1.80
-1200	1200	7.21	0.200	0.195	1.65
-1500	1500	8.21	0.175	0.185	1.50
-1800	1800	11.5	0.165	0.155	1.35
-2200	2200	12.3	0.150	0.150	1.20
-2700	2700	18.7	0.135	0.120	1.10
-3300	3300	20.1	0.120	0.115	0.91
-3900	3900	26.7	0.105	0.100	0.90
-4700	4700	29.2	0.100	0.095	0.83
-5600	5600	34.4	0.086	0.085	0.76
-6800	6800	38.3	0.080	0.080	0.69
-8200	8200	58.6	0.070	0.065	0.63
-10000	10000	66.6	0.064	0.040	0.57
-12000	12000	76.0	0.060	0.035	0.52
-15000	15000	79.2	0.052	0.035	0.46
-18000	18000	129.4	0.046	0.030	0.42
-22000	22000	157.0	0.044	0.025	0.38



**RESCO ELECTRONICS INC.**


595 International Place, Rockledge, FL 32955-4200 USA • [www.rencousa.com](http://www.rencousa.com) • ISO 9001 Certified  
engineering@rencousa.com • P: 321.637.1000 • F: 321.637.1600



REV 11/2020

# RL-5480HC-2

## HIGH CURRENT "MINI-DRUM" INDUCTOR



### FEATURES & APPLICATIONS

- 36 standard values from which to choose
- Inductances range from 3.9 $\mu$ H to 68,000 $\mu$ H
- Currents up to 4.30 A, and a saturation current as high as 7.10 A
- High saturation materials ideal in switching regulated power supplies
- Small size and staggered lead length make them easy for PCB insertion
- Supplied on Ammo pack for auto insertion
- Typical applications include: power supplies and EMI suppression

### MECHANICAL DATA

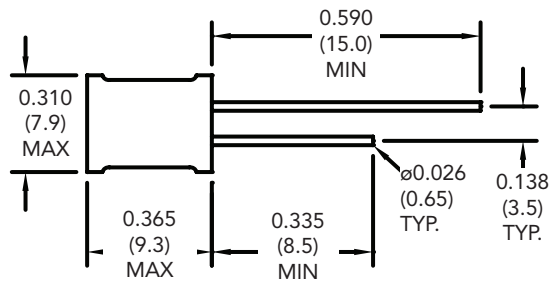
Part weight: 0.75g (0.026oz)

### ENVIRONMENTAL DATA

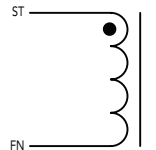
Storage temperature: -55°C to +130°C  
Operating temperature: -40°C to +130°C

Verify operation with sample in actual circuit. Order samples at [www.rencousa.com](http://www.rencousa.com)

### FRONT VIEW



### SCHEMATIC



WHERE WIRES EXIT OVER FLANGE TO LEAD TERMINATION ADD 0.050 (1.3) TOTAL TO MAX. (2PL)

\* LEADS EASILY FORMED TO DIMENSION

### NOTES:

1. ELECTRICAL SPECIFICATIONS MEASURED AT 25°C
2. INDUCTANCE  $\pm$  10% TESTED AT 10 kHz, 0.1 Vrms
3. 5% TOLERANCE OPTIONAL
4. Isat - DC CURRENT CAUSING INDUCTANCE TO DROP BY % SHOWN ABOVE
5. I<sub>rms</sub> - CURRENT CAUSING TEMP TO RISE ~ 40°C ABOVE AMBIENT OF 25°C
6. PART FINISHED WITH 135°C POLYOLEFIN SLEEVEING (R/C - YDPU2)

Part Number RL-5480HC-2	Inductance ( $\mu$ H) ( $\pm$ 10%)	DCR (Ohms) (Max.)	Isat (A) 20% L Drop	I <sub>rms</sub> (A) (Typ.)	SRF (MHz) (Typ.)
-3.9	3.9	0.033	7.10	4.30	29.5
-4.7	4.7	0.035	6.38	4.20	26.9
-5.6	5.6	0.041	5.75	3.90	24.6
-6.8	6.8	0.042	5.20	3.60	22.3
-8.2	8.2	0.048	4.85	3.40	20.3
-10	10	0.054	4.15	3.10	18.4
-12	12	0.061	4.08	2.75	16.8
-15	15	0.640	3.63	2.70	15.1
-18	18	0.078	3.20	2.45	13.7
-22	22	0.082	3.05	2.40	12.4
-27	27	0.095	2.62	2.20	11.2
-33	33	0.118	2.33	2.00	10.2
-39	39	0.125	2.20	1.95	9.35
-47	47	0.138	2.00	1.85	8.50
-56	56	0.173	1.88	1.60	7.80
-68	68	0.207	1.73	1.45	7.05
-82	82	0.245	1.58	1.30	6.45
-100	100	0.274	1.40	1.25	5.85
-120	120	0.320	1.25	1.15	5.35
-150	150	0.450	1.11	1.05	4.75
-180	180	0.550	1.00	0.945	3.45
-220	220	0.650	0.970	0.830	3.10
-270	270	0.730	0.850	0.785	2.80
-330	330	0.830	0.770	0.680	2.55
-390	390	1.04	0.710	0.610	2.35
-470	470	1.25	0.670	0.555	2.15
-560	560	1.41	0.550	0.520	1.95
-680	680	1.81	0.520	0.460	1.80
-820	820	1.98	0.460	0.440	1.65
-1000	1000	2.67	0.380	0.380	1.50
-1200	1200	3.26	0.345	0.345	1.35
-1500	1500	4.10	0.305	0.305	1.20
-1800	1800	4.44	0.295	0.295	1.10
-2200	2200	6.13	0.280	0.250	1.00
-2700	2700	7.04	0.260	0.235	0.885
-3300	3300	8.57	0.245	0.210	0.800
-3900	3900	10.6	0.215	0.190	0.740
-4700	4700	12.3	0.205	0.175	0.675
-5600	5600	15.9	0.180	0.155	0.615
-6800	6800	17.8	0.165	0.145	0.560
-8200	8200	23.3	0.150	0.130	0.510
-10000	10000	26.6	0.135	0.115	0.460
-12000	12000	33.7	0.125	0.105	0.420
-15000	15000	47.3	0.115	0.085	0.380
-18000	18000	53.8	0.105	0.080	0.345
-22000	22000	61.4	0.090	0.075	0.310
-27000	27000	85.5	0.080	0.065	0.280
-33000	33000	98.5	0.070	0.060	0.255
-47000	47000	165.0	0.056	0.051	0.220
-56000	56000	181.5	0.051	0.048	0.210
-68000	68000	196.7	0.054	0.045	0.180



RESCO ELECTRONICS INC.


595 International Place, Rockledge, FL 32955-4200 USA • [www.rencousa.com](http://www.rencousa.com) • ISO 9001 Certified  
engineering@rencousa.com • P: 321.637.1000 • F: 321.637.1600



REV 11/2020

# RL-5480HC-3

## HIGH CURRENT "MINI-DRUM" INDUCTOR



### FEATURES & APPLICATIONS

- 51 standard values from which to choose
- Inductances range from 3.9µH to 68,000µH
- Currents up to 5.2 A, and a saturation current as high as 11.2 A
- High saturation materials ideal in switching regulated power supplies
- Small size and staggered lead length make them easy for PCB insertion
- Supplied on Ammo pack for auto insertion
- Typical applications include: power supplies and EMI suppression

### MECHANICAL DATA

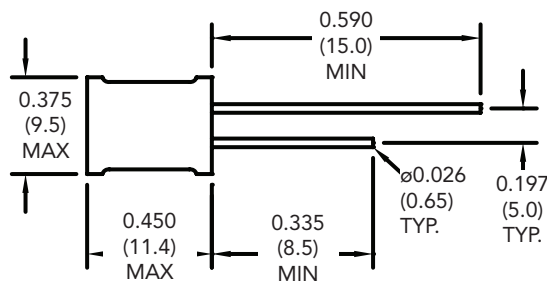
Part weight: 3.0g (0.106oz)

### ENVIRONMENTAL DATA

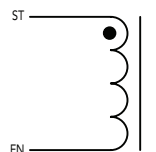
Storage temperature: -55°C to +130°C  
Operating temperature: -40°C to +130°C

Verify operation with sample in actual circuit. Order samples at [www.rencousa.com](http://www.rencousa.com)

### FRONT VIEW



### SCHEMATIC



WHERE WIRES EXIT OVER FLANGE TO LEAD TERMINATION ADD 0.050 (1.3) TOTAL TO MAX. (2PL)

\* LEADS EASILY FORMED TO DIMENSION

### NOTES:

1. ELECTRICAL SPECIFICATIONS MEASURED AT 25°C
2. INDUCTANCE ± 10% TESTED AT 10 kHz, 0.1 Vrms
3. 5% TOLERANCE OPTIONAL ON ≥ 22µH
4. VALUES < 10µH ARE ±20%
5. Isat - DC CURRENT CAUSING INDUCTANCE TO DROP BY % SHOWN ABOVE
6. Irms - CURRENT CAUSING TEMP TO RISE ~ 40°C ABOVE AMBIENT OF 25°C
7. PART FINISHED WITH 135°C POLYOLEFIN SLEEVING (R/C - YDPU2)

Part Number RL-5480HC-3	Inductance (µH) (±10%)	DCR (Ohms) (Max.)	Isat (A) 20% L Drop	Irms (A) (Typ.)	SRF (MHz) (Typ.)
-3.9	3.9	0.032	11.2	5.20	28.5
-4.7	4.7	0.034	8.98	5.10	26.0
-5.6	5.6	0.035	8.95	5.00	23.8
-6.8	6.8	0.035	8.50	4.75	21.6
-8.2	8.2	0.038	7.68	4.55	19.7
-10	10	0.042	6.93	4.40	15.2
-12	12	0.045	6.25	4.25	13.5
-15	15	0.050	5.68	3.40	12.0
-18	18	0.055	5.25	3.25	11.4
-22	22	0.060	4.88	3.15	10.2
-27	27	0.065	4.43	3.00	9.25
-33	33	0.070	3.98	2.90	8.40
-39	39	0.078	3.55	2.75	7.70
-47	47	0.115	3.35	2.25	7.00
-56	56	0.135	2.98	2.05	6.45
-68	68	0.140	2.65	2.00	5.85
-82	82	0.155	2.45	1.90	5.30
-100	100	0.180	2.33	1.75	4.80
-120	120	0.240	2.00	1.50	4.40
-150	150	0.265	1.85	1.40	3.95
-180	180	0.285	1.65	1.35	3.60
-220	220	0.375	1.50	1.15	3.25
-270	270	0.432	1.34	1.10	2.95
-330	330	0.545	1.23	0.965	2.65
-390	390	0.614	1.13	0.910	2.45
-470	470	0.700	1.00	0.850	2.25
-560	560	0.936	0.950	0.735	2.05
-680	680	1.03	0.870	0.690	1.85
-820	820	1.41	0.790	0.600	1.45
-1000	1000	1.83	0.690	0.525	1.30
-1200	1200	2.08	0.630	0.490	1.20
-1500	1500	2.40	0.570	0.460	1.10
-1800	1800	3.12	0.520	0.400	1.00
-2200	2200	3.49	0.470	0.380	0.880
-2700	2700	4.91	0.420	0.320	0.795
-3300	3300	5.52	0.385	0.300	0.720
-3900	3900	7.40	0.350	0.260	0.660
-4700	4700	9.54	0.310	0.230	0.600
-5600	5600	10.7	0.300	0.215	0.550
-6800	6800	12.2	0.270	0.205	0.500
-8200	8200	13.8	0.250	0.190	0.455
-10000	10000	18.5	0.215	0.165	0.415
-12000	12000	21.1	0.195	0.155	0.380
-15000	15000	24.8	0.175	0.140	0.340
-18000	18000	30.8	0.160	0.125	0.310
-22000	22000	35.1	0.150	0.115	0.280
-27000	27000	47.1	0.130	0.100	0.255
-33000	33000	54.4	0.115	0.095	0.230
-39000	39000	73.2	0.105	0.080	0.210
-47000	47000	78.9	0.098	0.080	0.190
-56000	56000	86.6	0.094	0.075	0.175
-68000	68000	121.8	0.080	0.065	0.160



**RESCO ELECTRONICS INC.**


595 International Place, Rockledge, FL 32955-4200 USA • [www.rencousa.com](http://www.rencousa.com) • ISO 9001 Certified  
engineering@rencousa.com • P: 321.637.1000 • F: 321.637.1600



REV 11/2020

# RL-5480HC-4

## HIGH CURRENT "MINI-DRUM" INDUCTOR



### FEATURES & APPLICATIONS

- 54 standard values from which to choose
- Inductances range from 3.9µH to 100,000µH
- Currents up to 6.45 A, and a saturation current as high as 24.5 A
- High saturation materials ideal in switching regulated power supplies
- Small size and staggered lead length make them easy for PCB insertion
- Supplied on Ammo pack for auto insertion
- Typical applications include: power supplies and EMI suppression

### MECHANICAL DATA

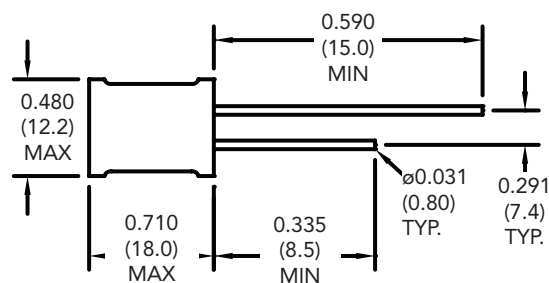
Part weight: 7.0g (0.247oz)

### ENVIRONMENTAL DATA

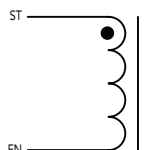
Storage temperature: -55°C to +130°C  
Operating temperature: -40°C to +130°C

Verify operation with sample in actual circuit. Order samples at [www.rencousa.com](http://www.rencousa.com)

### FRONT VIEW



### SCHEMATIC



WHERE WIRES EXIT OVER FLANGE TO LEAD TERMINATION ADD 0.050 (1.3) TOTAL TO MAX. (2PL)

\* LEADS EASILY FORMED TO DIMENSION

### NOTES:

1. ELECTRICAL SPECIFICATIONS MEASURED AT 25°C
2. INDUCTANCE ± 10% TESTED AT 10 kHz, 0.1 Vrms
3. 5% TOLERANCE OPTIONAL ON ≥ 22µH
4. VALUES < 10µH ARE ±20%
5. Isat - DC CURRENT CAUSING INDUCTANCE TO DROP BY % SHOWN ABOVE
6. Irms - CURRENT CAUSING TEMP TO RISE ~ 40°C ABOVE AMBIENT OF 25°C
7. PART FINISHED WITH 135°C POLYOLEFIN SLEEVING (R/C - YDPU2)

Part Number RL-5480HC-4	Inductance (µH) (±10%)	DCR (Ohms) (Max.)	Isat (A) 20% L Drop	Irms (A) (Typ.)	SRF (MHz) (Typ.)
-3.9	3.9	0.023	24.5	6.45	36.1
-4.7	4.7	0.023	23.4	6.40	32.9
-5.6	5.6	0.025	22.1	6.15	30.1
-6.8	6.8	0.032	21.5	5.25	27.3
-8.2	8.2	0.032	18.5	5.20	24.9
-10	10	0.033	16.5	5.10	22.6
-12	12	0.034	16.0	5.05	20.6
-15	15	0.036	14.4	4.90	18.4
-18	18	0.040	13.3	4.65	16.8
-22	22	0.045	11.5	4.25	7.60
-27	27	0.052	10.8	3.95	6.85
-33	33	0.058	9.58	3.75	6.20
-39	39	0.062	8.58	3.60	5.70
-47	47	0.073	8.38	3.35	5.20
-56	56	0.075	7.50	3.30	4.80
-68	68	0.098	7.05	2.90	4.35
-82	82	0.100	6.18	2.85	3.95
-100	100	0.128	6.05	2.45	3.60
-120	120	0.160	5.28	2.20	3.25
-150	150	0.175	4.48	2.10	2.95
-180	180	0.232	4.20	1.75	2.05
-220	220	0.264	3.78	1.65	1.85
-270	270	0.280	3.48	1.60	1.65
-330	330	0.380	3.13	1.40	1.50
-390	390	0.420	2.83	1.30	1.40
-470	470	0.590	2.60	1.10	1.25
-560	560	0.648	2.40	1.05	1.15
-680	680	0.740	2.05	0.990	1.05
-820	820	0.930	1.90	0.880	0.950
-1000	1000	1.22	1.70	0.770	0.900
-1200	1200	1.40	1.60	0.720	0.800
-1500	1500	1.53	1.45	0.690	0.695
-1800	1800	2.26	1.40	0.565	0.635
-2200	2200	2.51	1.20	0.535	0.575
-2700	2700	2.95	1.10	0.495	0.520
-3300	3300	3.60	0.990	0.450	0.470
-3900	3900	5.05	0.930	0.380	0.435
-4700	4700	5.35	0.810	0.370	0.395
-5600	5600	6.42	0.760	0.335	0.360
-6800	6800	8.35	0.680	0.295	0.330
-8200	8200	9.34	0.650	0.280	0.295
-10000	10000	12.9	0.590	0.235	0.240
-12000	12000	14.3	0.550	0.225	0.220
-15000	15000	18.5	0.450	0.200	0.195
-18000	18000	25.2	0.410	0.165	0.180
-22000	22000	27.5	0.370	0.160	0.160
-27000	27000	30.5	0.340	0.150	0.145
-33000	33000	38.5	0.320	0.135	0.135
-39000	39000	49.0	0.290	0.120	0.125
-47000	47000	54.2	0.265	0.110	0.110
-56000	56000	69.2	0.230	0.095	0.105
-68000	68000	82.5	0.210	0.065	0.095
-82000	82000	102.4	0.190	0.055	0.085
-100000	100000	120.0	0.170	0.050	0.080



RENCO ELECTRONICS INC.


595 International Place, Rockledge, FL 32955-4200 USA • [www.rencousa.com](http://www.rencousa.com) • ISO 9001 Certified  
engineering@rencousa.com • P: 321.637.1000 • F: 321.637.1600



REV 11/2020

# RL-5480HC-5

## HIGH CURRENT "MINI-DRUM" INDUCTOR



### FEATURES & APPLICATIONS

- 59 standard values from which to choose
- Inductances range from 3.9µH to 270,000µH
- Currents up to 9.50 A, and a saturation current as high as 21.8 A
- High saturation materials ideal in switching regulated power supplies
- Small size and staggered lead length make them easy for PCB insertion
- Supplied in 150 pcs per tray
- Typical applications include: power supplies and EMI suppression

### MECHANICAL DATA

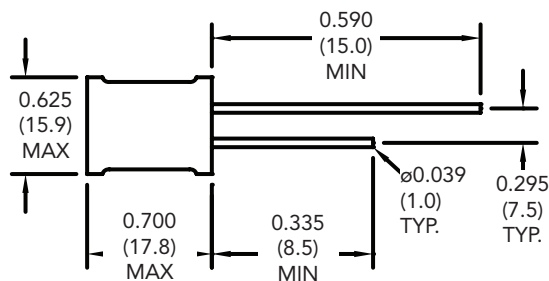
Part weight: 12.0g (0.423oz)

### ENVIRONMENTAL DATA

Storage temperature: -55°C to +130°C  
Operating temperature: -40°C to +130°C

Verify operation with sample in actual circuit. Order samples at [www.rencousa.com](http://www.rencousa.com)

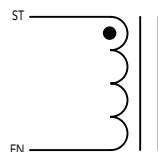
### FRONT VIEW



WHERE WIRES EXIT OVER FLANGE TO LEAD TERMINATION ADD 0.050 (1.3) TOTAL TO MAX. (2PL)

\* LEADS EASILY FORMED TO DIMENSION

### SCHEMATIC



### NOTES:

1. ELECTRICAL SPECIFICATIONS MEASURED AT 25°C
2. INDUCTANCE ± 10% TESTED AT 10 kHz, 0.1 Vrms
3. 5% TOLERANCE OPTIONAL ON ≥ 22µH
4. VALUES < 10µH ARE ±20%
5. Isat - DC CURRENT CAUSING INDUCTANCE TO DROP BY % SHOWN ABOVE
6. Irms - CURRENT CAUSING TEMP TO RISE ~ 40°C ABOVE AMBIENT OF 25°C
7. PART FINISHED WITH 135°C POLYOLEFIN SLEEVING (R/C - YDPU2)

Part Number RL-5480HC-5	Inductance (µH) (±10%)	DCR (Ohms) (Max.)	Isat (A) 20% L Drop	Irms (A) (Typ.)	SRF (MHz) (Typ.)
-3.9	3.9	0.011	21.8	9.50	28.5
-4.7	4.7	0.012	20.0	9.35	26.0
-5.6	5.6	0.012	19.0	9.30	23.8
-6.8	6.8	0.014	17.2	9.15	21.6
-8.2	8.2	0.015	15.2	8.80	19.7
-10	10	0.017	14.1	8.25	17.8
-12	12	0.018	14.0	8.00	16.3
-15	15	0.020	11.6	7.80	10.0
-18	18	0.023	10.2	7.45	9.10
-22	22	0.025	9.43	7.25	8.25
-27	27	0.030	8.53	6.40	7.45
-33	33	0.033	7.63	6.10	6.75
-39	39	0.035	7.25	5.95	6.20
-47	47	0.039	6.50	5.60	5.65
-56	56	0.043	6.00	5.35	5.20
-68	68	0.048	5.50	5.05	4.70
-82	82	0.054	5.08	4.65	4.30
-100	100	0.062	4.50	4.30	3.90
-120	120	0.085	4.12	3.70	3.55
-150	150	0.102	3.65	3.35	3.20
-180	180	0.110	3.38	3.15	2.55
-220	220	0.140	3.05	2.80	2.30
-270	270	0.152	2.65	2.70	2.10
-330	330	0.175	2.48	2.50	1.90
-390	390	0.200	2.26	2.35	1.75
-470	470	0.280	2.15	1.90	1.60
-560	560	0.307	1.90	1.85	1.45
-680	680	0.360	1.78	1.70	1.35
-820	820	0.578	1.61	1.35	1.15
-1000	1000	0.610	1.43	1.30	1.10
-1200	1200	0.688	1.30	1.25	1.00
-1500	1500	0.817	1.20	1.15	0.880
-1800	1800	0.922	1.08	1.05	0.800
-2200	2200	1.33	0.950	0.880	0.725
-2700	2700	1.52	0.860	0.825	0.655
-3300	3300	1.84	0.790	0.750	0.595
-3900	3900	2.05	0.760	0.710	0.545
-4700	4700	2.69	0.670	0.620	0.495
-5600	5600	3.01	0.610	0.585	0.455
-6800	6800	3.50	0.550	0.545	0.415
-8200	8200	4.73	0.475	0.465	0.375
-10000	10000	5.40	0.420	0.435	0.340
-12000	12000	6.15	0.380	0.410	0.310
-15000	15000	8.04	0.365	0.360	0.280
-18000	18000	11.1	0.340	0.305	0.255
-22000	22000	12.1	0.310	0.290	0.215
-27000	27000	14.5	0.280	0.265	0.195
-33000	33000	19.1	0.250	0.235	0.180
-39000	39000	21.5	0.225	0.220	0.165
-47000	47000	27.1	0.210	0.190	0.150
-56000	56000	30.5	0.195	0.180	0.135
-68000	68000	35.0	0.175	0.165	0.125
-82000	82000	44.1	0.155	0.150	0.105
-100000	100000	60.0	0.140	0.130	0.095
-120000	120000	67.5	0.130	0.120	0.085
-150000	150000	78.5	0.115	0.110	0.080
-180000	180000	104.5	0.100	0.095	0.070
-220000	220000	119.5	0.095	0.090	0.065
-270000	270000	160.0	0.090	0.080	0.060



**RENCO ELECTRONICS INC.**

595 International Place, Rockledge, FL 32955-4200 USA • [www.rencousa.com](http://www.rencousa.com) • ISO 9001 Certified  
engineering@rencousa.com • P: 321.637.1000 • F: 321.637.1600



REV 11/2020