



RL-3745

TOROIDAL LOW POWER HORIZONTAL INDUCTOR

DESCRIPTION

- Encapsulated Power Inductor

ENVIRONMENTAL DATA

- Storage temperature range: -55°C to +130°C
- Operating temperature range: -40°C to +130°C

PACKAGING INFORMATION

- Packaging information: pg. 494

FEATURES & APPLICATIONS

- Designed for switched-mode power supplies, filters or general purpose
- Used where high inductor stability is required when rapid load current changes occur
- Offers flexible packaging design since identical inductor values are offered for either vertical mounting having a small PCB footprint or in a low profile form for minimum height

Verify operation with sample in actual circuit. Order samples at www.rencousa.com.

MECHANICAL DIMENSIONS

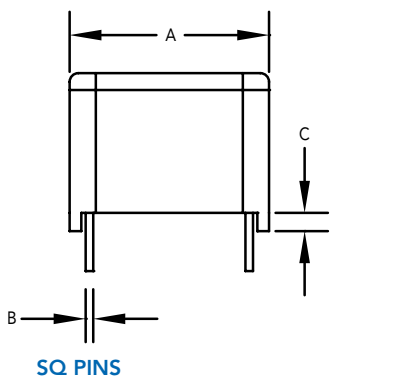
U.S. Standard (mm)

PART NUMBER	A (MAX.)	B (TYP.)	C (TYP.)	D (MIN.)	E (MAX.)	F (MAX.)
RL-3745	0.670 (17.02)	0.026 (0.66)	0.050 (1.27)	0.150 (3.81)	0.670 (17.02)	0.480 (12.20)

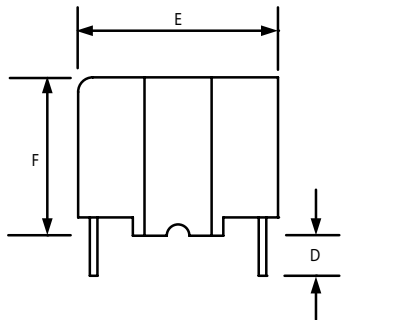
PART NUMBER	PART WEIGHT
RL-3745	8.0g (0.28oz)

G ±0.005 (0.127)	H ±0.005 (0.127)
0.400 (10.16)	0.600 (15.24)

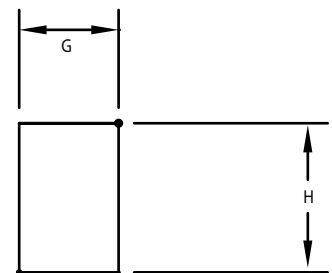
FRONT VIEW



SIDE VIEW



RECOMMENDED LAND PATTERN



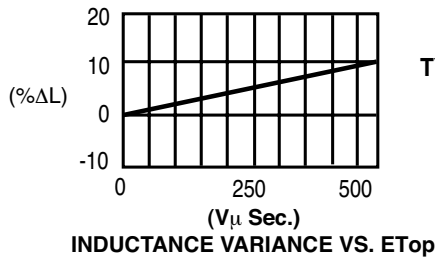
RENCO ELECTRONICS INC.

595 International Place, Rockledge, FL 32955-4200 USA • www.rencousa.com • ISO 9001 Certified
Toll Free Engineering Hot Line: 800.645.5828 • P: 321.637.1000 • F: 321.637.1600

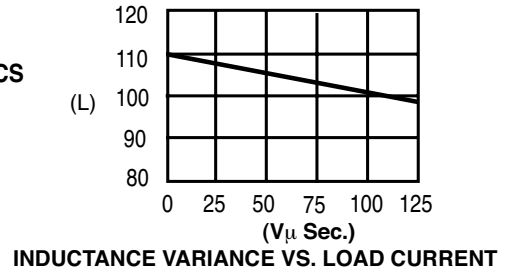
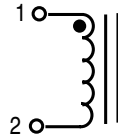


RL-3745

Renco Part No. RL-3745	REFERENCE OPERATING VALUES			DESIGN CONTROL VALUES			
	Inductance (μH) (1)	Isat (A)	Max. ETop ($\text{V}\mu\text{Sec}$) (3)	Inductance No. D.C. (μH)	1000 Hz Test Volts No D.C.	DCR Max. (Ohms)	Min. Energy Storage (μJ) (2)
RL-3745-150	150.0	1.70	80.0	175.0	0.050	0.36	215.0
RL-3745-220	220.0	1.50	90.0	255.0	0.070	0.38	240.0
RL-3745-330	330.0	1.00	100.0	380.0	0.080	0.74	165.0
RL-3745-470	470.0	0.90	120.0	540.0	0.100	1.10	190.0
RL-3745-680	680.0	0.85	175.0	790.0	0.120	1.25	245.0
RL-3745-820	820.0	0.75	175.0	950.0	0.130	2.30	230.0
RL-3745-1000	1000.0	0.50	175.0	1150.0	0.140	2.40	125.0



TYPICAL INDUCTANCE CHARACTERISTICS



NOTES:

1. Isat AND ETop VALUES SHOW POINT OF TYPICAL INDUCTANCE
2. RATED FOR 40°C RISE
3. RATED AT CONTINUOUS OPERATION TO 20% OF FULL CURRENT
4. ELECTRICAL SPECIFICATIONS MEASURED AT 25°C
5. INDUCTANCE TESTED AT 10 kHz, 0.1Vrms



RENCO ELECTRONICS INC.

595 International Place, Rockledge, FL 32955-4200 USA • www.rencousa.com • ISO 9001 Certified
Toll Free Engineering Hot Line: 800.645.5828 • P: 321.637.1000 • F: 321.637.1600

