

RL-1361

COMMON MODE CHOKES

EE CORE DESIGN

DESCRIPTION

- Common Mode Chokes
- EE Core Design

ENVIRONMENTAL DATA

- Storage temperature range: -55°C to +130°C
- Operating temperature range: -55°C to +130°C

PACKAGING INFORMATION

- Packaging information: pg. 493

FEATURES & APPLICATIONS

- Standard inductances and current rating from 100 mA to 5.5 A
- Low profile, varnish impregnated, nonlisted values available
- Class B (130°C) materials used
- MIL spec. and encapsulation available
- Windings balanced within 1%
- @ +80°C ambient, +40C° rise
- Dielectric withstanding voltage rated at 2500 VAC line to line, 2000 VAC wind to core

Verify operation with sample in actual circuit. Order samples at www.rencousa.com.

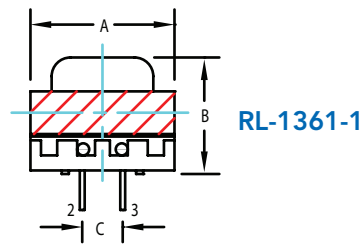
MECHANICAL DIMENSIONS

U.S. Standard (mm)

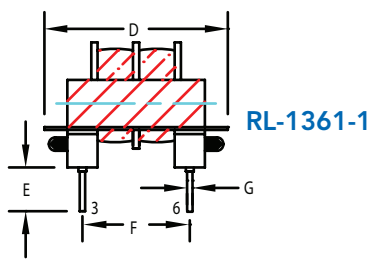
PART NUMBER	A (MAX.)	B (MAX.)	C	D (MAX.)	E (MIN.)	F	G (TYP.)
RL-1361-1	0.880 (22.35)	0.670 (17.02)	0.200 (5.08)	0.930 (23.62)	0.150 (3.81)	0.515 (13.09)	0.028 (0.71)
RL-1361-2	1.100 (27.94)	0.900 (22.86)	0.400 (10.16)	1.062 (26.98)	0.150 (3.81)	0.630 (16.00)	0.032 (0.81)

PART NUMBER	PART WEIGHT
RL-1361-1	10.0g (0.53oz)
RL-1361-2	20.0g (0.71oz)

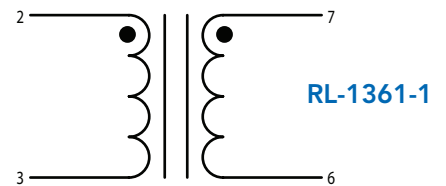
FRONT VIEW



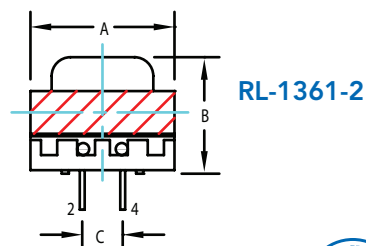
SIDE VIEW



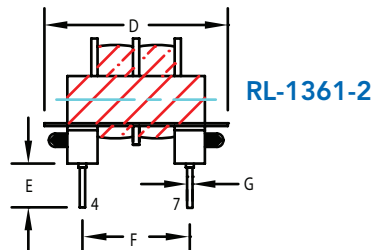
SCHEMATIC



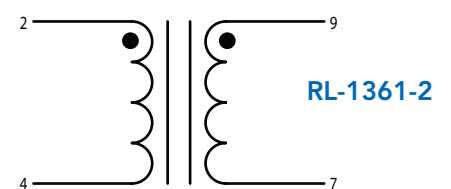
FRONT VIEW



SIDE VIEW



SCHEMATIC



RL-1361-1

Renco Part No. RL-1361-1	Inductance (μ H)	DCR Max. (Ohms)	Leakage Inductance (μ H) Max.	Irms (A)
RL-1361-1-47	47.0	0.016	4.0	3.50
RL-1361-1-56	56.0	0.018	4.0	3.50
RL-1361-1-68	68.0	0.019	5.0	3.50
RL-1361-1-82	82.0	0.023	5.5	2.80
RL-1361-1-100	100.0	0.025	6.0	2.80
RL-1361-1-120	120.0	0.028	6.5	2.80
RL-1361-1-150	150.0	0.030	7.5	2.80
RL-1361-1-180	180.0	0.038	8.0	2.20
RL-1361-1-220	220.0	0.044	9.0	2.20
RL-1361-1-270	270.0	0.051	10.0	2.20
RL-1361-1-330	330.0	0.058	11.0	1.70
RL-1361-1-470	470.0	0.078	16.0	1.40
RL-1361-1-560	560.0	0.091	18.0	1.40
RL-1361-1-680	680.0	0.115	20.0	1.10
RL-1361-1-820	820.0	0.131	25.0	1.10
RL-1361-1-1000	1000.0	0.194	35.0	0.88
RL-1361-1-1200	1200.0	0.219	47.0	0.88
RL-1361-1-1500	1500.0	0.278	49.0	0.70
RL-1361-1-1800	1800.0	0.306	59.0	0.70
RL-1361-1-2200	2200.0	0.431	76.0	0.55
RL-1361-1-2700	2700.0	0.469	91.0	0.55
RL-1361-1-3300	3300.0	0.531	101.0	0.55
RL-1361-1-3900	3900.0	0.669	135.0	0.44
RL-1361-1-4700	4700.0	0.760	158.0	0.44
RL-1361-1-5600	5600.0	0.853	196.0	0.44
RL-1361-1-6800	6800.0	1.240	257.0	0.35
RL-1361-1-8200	8200.0	1.400	296.0	0.35
RL-1361-1-10000	10000.0	1.610	362.0	0.35
RL-1361-1-12000	12000.0	1.980	410.0	0.27
RL-1361-1-15000	15000.0	2.240	503.0	0.27
RL-1361-1-18000	18000.0	2.450	602.0	0.27
RL-1361-1-22000	22000.0	3.490	730.0	0.22
RL-1361-1-27000	27000.0	4.600	870.0	0.17
RL-1361-1-33000	33000.0	5.210	1150.0	0.17
RL-1361-1-39000	39000.0	7.190	1300.0	0.13
RL-1361-1-47000	47000.0	7.800	1541.0	0.13
RL-1361-1-56000	56000.0	8.690	1875.0	0.13
RL-1361-1-68000	68000.0	9.690	2254.0	0.13
RL-1361-1-82000	82000.0	13.100	2702.0	0.10
RL-1361-1-100000	100000.0	14.600	3289.0	0.10
RL-1361-1-120000	120000.0	16.000	3456.0	0.10

NOTES:

1. INDUCTANCE VALUES \pm 25% TESTED AT 10 kHz, 0.1 Vrms
2. ELECTRICAL SPECIFICATIONS MEASURED AT 25°C
3. Irms - CURRENT THAT CAUSES THE TEMPERATURE TO RISE APPROX. 40°C ABOVE AMBIENT OF 25°C
4. INDUCTANCE MEASURED BETWEEN 2 AND 3 OR 6 AND 7
5. LEAKAGE MEASURED WITH 2 AND 3 SHORTED OR 6 AND 7 SHORTED



RENCO ELECTRONICS INC.

595 International Place, Rockledge, FL 32955-4200 USA • www.rencousa.com • ISO 9001 Certified
Toll Free Engineering Hot Line: 800.645.5828 • P: 321.637.1000 • F: 321.637.1600



RL-1361-2

Renco Part No. RL-1361-2	Inductance (μ H)	DCR Max. (Ohms)	Leakage Inductance (μ H) Max.	Irms (A)
RL-1361-2-56	56.0	0.013	3.5	5.50
RL-1361-2-68	68.0	0.013	3.5	5.50
RL-1361-2-82	82.0	0.013	3.5	5.50
RL-1361-2-100	100.0	0.013	3.5	5.50
RL-1361-2-120	120.0	0.015	4.8	5.50
RL-1361-2-150	150.0	0.016	6.5	5.50
RL-1361-2-180	180.0	0.019	7.2	4.50
RL-1361-2-220	220.0	0.023	7.75	4.50
RL-1361-2-270	270.0	0.026	9.5	4.50
RL-1361-2-330	330.0	0.028	12.5	3.50
RL-1361-2-470	470.0	0.033	14.0	3.50
RL-1361-2-560	560.0	0.038	18.0	3.50
RL-1361-2-680	680.0	0.040	23.0	3.50
RL-1361-2-820	820.0	0.063	26.0	2.80
RL-1361-2-1000	1000.0	0.068	35.0	2.80
RL-1361-2-1200	1200.0	0.099	40.0	2.20
RL-1361-2-1500	1500.0	0.115	43.0	1.70
RL-1361-2-1800	1800.0	0.131	54.0	1.70
RL-1361-2-2200	2200.0	0.174	61.5	1.40
RL-1361-2-2700	2700.0	0.188	118.0	1.40
RL-1361-2-3300	3300.0	0.331	135.0	1.10
RL-1361-2-3900	3900.0	0.438	155.0	1.10
RL-1361-2-4700	4700.0	0.500	168.0	0.88
RL-1361-2-5600	5600.0	0.525	216.0	0.88
RL-1361-2-6800	6800.0	0.625	246.0	0.88
RL-1361-2-8200	8200.0	0.813	257.0	0.88
RL-1361-2-10000	10000.0	0.875	293.0	0.70
RL-1361-2-12000	12000.0	0.938	370.0	0.70
RL-1361-2-15000	15000.0	1.100	435.0	0.70
RL-1361-2-18000	18000.0	1.500	514.0	0.55
RL-1361-2-22000	22000.0	1.900	527.0	0.55
RL-1361-2-27000	27000.0	2.100	637.0	0.44
RL-1361-2-33000	33000.0	2.400	812.0	0.44
RL-1361-2-39000	39000.0	3.000	1000.0	0.44
RL-1361-2-47000	47000.0	3.100	1137.0	0.44
RL-1361-2-56000	56000.0	4.400	1400.0	0.35
RL-1361-2-68000	68000.0	5.300	1950.0	0.27
RL-1361-2-82000	82000.0	5.900	2475.0	0.27
RL-1361-2-100000	100000.0	6.900	2625.0	0.27
RL-1361-2-120000	120000.0	9.400	3200.0	0.22
RL-1361-2-150000	150000.0	10.600	3800.0	0.22

NOTES:

1. INDUCTANCE VALUES \pm 25% TESTED AT 10 kHz, 0.1 Vrms
2. ELECTRICAL SPECIFICATIONS MEASURED AT 25°C
3. Irms - CURRENT THAT CAUSES THE TEMPERATURE TO RISE APPROX. 40°C ABOVE AMBIENT OF 25°C
4. INDUCTANCE MEASURED BETWEEN 2 AND 4 OR 9 AND 7
5. LEAKAGE MEASURED WITH 2 AND 3 SHORTED OR 6 AND 7 SHORTED

