


RL-5011

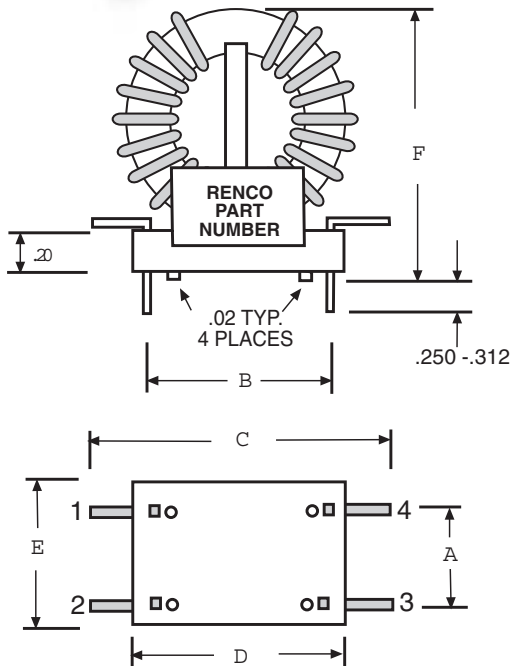
RL-5012, RL-5013, RL-5014 COMMON MODE TOROIDS

VERTICAL MOUNT



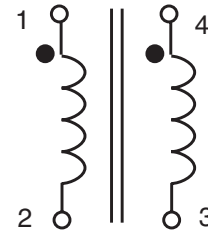
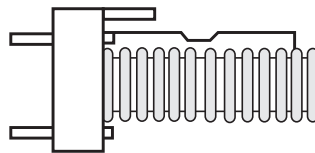
Common Mode Toroids are most effective in filtering supply lines having in-phase signals of equal amplitude. Allows equipment to meet FCC and electrical radiation specifications. Used in conjunction with input and output capacitors differential mode signals can be attenuated substantially. Broad frequency ranges can be filtered by placing high and low inductance Common Mode toroids in series.

UL94V-O materials used. Toroids meet IEC, VDE and CSA specifications.



Typical Applications:

- Power Line Filter
- Suppress EMI in Switch Mode
- Power Supplies



All terminals .038 Square
(will fit printed circuit board
hole = to #16 AWG)

ALL DIMENSIONS IN INCHES

PART NUMBER	A	B	C	D	E	F MAX.
RL-5011	.40	.80	1.35	1.00	0.70	1.300
RL-5012	.60	.90	1.45	1.10	0.90	1.550
RL-5013	.70	1.20	1.75	1.40	1.00	1.760
RL-5014	.90	1.50	2.05	1.70	1.20	2.280



RENCO ELECTRONICS, INC.

595 International Place, Rockledge, FL 32955-4200 USA

(321) 637-1000 • Toll Free Engineering Hot line 800-645-5828


Fax: (321) 637-1600 Web Site: www.rencousa.com E-mail: sales@rencousa.com

RL-5011	Inductance 10KHZ .01V (mH) -0 +60%	Max. DCR Ω @20° C	Leakage Inductance (μH) Typ.
RL-5011-5-1	5.0	.244	58
RL-5011-8-1	8.0	.20	51
RL-5011-15-1	15.0	.29	84
RL-5011-2.5-2	2.5	.088	31
RL-5011-4.0-2	4.0	.075	27
RL-5011-7.5-2	7.5	.10	44
RL-5011-1.3-4	1.3	.034	14.7
RL-5011-2.1-4	2.1	.032	13.8
RL-5011-3.7-4	3.7	.039	21
RL-5011-1.0-6	1.0	.025	13
RL-5011-1.7-6	1.7	.021	9.6
RL-5011-3.0-6	3.0	.031	17
RL-5011-0.6-9	0.6	.010	7.89
RL-5011-1.1-9	1.1	.012	7
RL-5011-1.9-9	1.9	.017	11.75
RL-5011-0.5-12	0.5	.008	5.6
RL-5011-0.8-12	0.8	.007	5.7
RL-5011-1.4-12	1.4	.012	9.2
RL-5011-0.3-15	0.3	.006	4.3
RL-5011-0.6-15	0.6	.007	3.9
RL-5011-1.1-15	1.1	.010	6.9

RL-5012	Inductance 10KHZ .01V (mH) -0 +60%	Max. DCR Ω @20° C	Leakage Inductance (μH) Typ.
RL-5012-7.5-1	7.5	.306	73
RL-5012-13-1	13.0	.400	129
RL-5012-3.8-2	3.8	.104	32
RL-5012-6.5-2	6.5	.143	64
RL-5012-1.9-4	1.9	.042	17.7
RL-5012-3.3-4	3.3	.054	32
RL-5012-1.5-6	1.5	.030	14.1
RL-5012-2.6-6	2.6	.040	29
RL-5012-0.9-9	0.9	.016	7.8
RL-5012-1.5-9	1.5	.021	14.9
RL-5012-0.7-12	0.7	.012	6.4
RL-5012-1.2-12	1.2	.016	11.5
RL-5012-0.5-15	0.5	.008	5.16
RL-5012-0.8-15	0.8	.009	8

PART NUMBER IDENTIFICATION

RL-50XX - X - X



RL-5013	Inductance 10KHZ .01V (mH) -0 +60%	Max. DCR Ω @20° C	Leakage Inductance (μH) Typ.
RL-5013-32-1	32.0	.735	288
RL-5013-56-1	56.0	1.0	513
RL-5013-16-2	16.0	.250	145
RL-5013-28-2	28.0	.365	279
RL-5013-8.0-4	8.0	.083	66
RL-5013-14-4	14.0	.132	129
RL-5013-6.6-6	6.6	.057	54
RL-5013-11.5-6	11.5	.098	160
RL-5013-4.0-9	4.0	.035	32
RL-5013-7.0-9	7.0	.052	66
RL-5013-3.0-12	3.0	.030	23
RL-5013-5.2-12	5.2	.034	49
RL-5013-2.5-15	2.5	.004	20
RL-5013-4.4-15	4.4	.026	37.5

RL-5014	Inductance 10KHZ .01V (mH) -0 +60%	Max. DCR Ω @20° C	Leakage Inductance (μH) Typ.
RL-5014-72-1	72.0	1.3	905
RL-5014-125-1	125.0	1.15	809
RL-5014-36-2	36.0	.45	454
RL-5014-62-2	62.0	.400	400
RL-5014-19-4	19.0	.260	296
RL-5014-32-4	32.0	.124	182
RL-5014-15-6	15.0	.120	184
RL-5014-26-6	26.0	.117	168
RL-5014-10-9	10.0	.065	120
RL-5014-17-9	17.0	.059	109
RL-5014-7.5-12	7.5	.044	90
RL-5014-13-12	13.0	.039	88
RL-5014-6.0-15	6.0	.033	72
RL-5014-10-15	10.0	.028	66



RENCO ELECTRONICS, INC.

595 International Place, Rockledge, FL 32955-4200 USA

(321) 637-1000 • Toll Free Engineering Hot line 800-645-5828

SINCE 1955

Fax: (321) 637-1600 Web Site: www.rencousa.com E-mail: sales@rencousa.com