


SWITCHING MANUFACTURERS  
**CHOICE**

# RL-1292

## RL-1293, RL-1294

### AXIAL LEADED HIGH FREQUENCY INDUCTOR



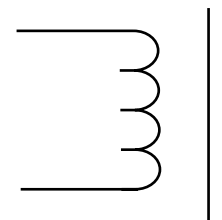
The RL-1294/RL-1293/RL-1292 Series of switch mode inductors were engineered for low loss in high frequency switching applications. 155 standard values ranging from 3.9 to 150,000 $\mu$ H. With rated currents to 6 Amps and saturations up to 16 ADC. The size of these inductors make them easy to incorporate into any design.

## Typical Applications:

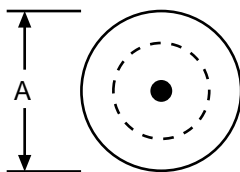
- Step-down switching regulators
- Step-up switching regulators
- Continuous voltage supplies
- High voltage line filtering
- Surge suppression
- SCR and Triac controls

### MAXIMUM DIMENSIONS

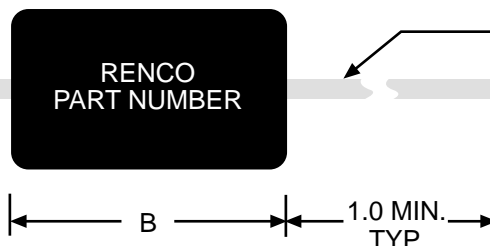
	RL-1292	RL-1293	RL-1294
A	.550	.450	.250
B	1.00	.900	.700



INDUCTANCE  $\pm 10\%$  @ 1 KHz



ALL DIMENSIONS IN INCHES



.032" TINNED  
COPPER LEADS



## RENCO ELECTRONICS, INC.

595 International Place, Rockledge, FL 32955-4200 USA

(321) 637-1000 • Toll Free Engineering Hot line 800-645-5828

Fax: (321) 637-1600 Web Site: [www.rencousa.com](http://www.rencousa.com) E-mail: [sales@rencousa.com](mailto:sales@rencousa.com)

<b>RL-1292</b> Renco Part No.	Inductance at 0 DC ( $\mu$ H)	Max. DCR (Ohms) @ +20°C	Saturation Current (DC Amps) Approx.	Suggested Rated Current (Amps)
RL-1292-3.9	3.9	.007	16.00	6.0
RL-1292-4.7	4.7	.008	14.75	6.0
RL-1292-5.6	5.6	.009	13.50	6.0
RL-1292-6.8	6.8	.010	12.00	6.0
RL-1292-8.2	8.2	.011	10.50	6.0
RL-1292-10	10	.012	9.60	6.0
RL-1292-12	12	.013	8.60	6.0
RL-1292-15	15	.014	7.70	6.0
RL-1292-18	18	.015	7.20	6.0
RL-1292-22	22	.016	6.40	6.0
RL-1292-27	27	.017	5.80	6.0
RL-1292-33	33	.021	5.30	6.0
RL-1292-39	39	.023	5.20	6.0
RL-1292-47	47	.025	4.40	6.0
RL-1292-56	56	.028	4.10	6.0
RL-1292-68	68	.039	3.80	4.7
RL-1292-82	82	.043	3.40	4.7
RL-1292-100	100	.055	3.00	3.8
RL-1292-120	120	.076	2.80	3.0
RL-1292-150	150	.084	2.50	3.0
RL-1292-180	180	.096	2.30	3.0
RL-1292-220	220	.108	2.10	3.0
RL-1292-270	270	.151	1.90	2.3
RL-1292-330	330	.168	1.70	2.3
RL-1292-390	390	.182	1.40	2.3
RL-1292-470	470	.202	1.20	2.3
RL-1292-560	560	.348	1.15	1.4
RL-1292-680	680	.470	1.10	1.2
RL-1292-820	820	.500	1.00	1.2
RL-1292-1000	1000	.570	0.91	1.2
RL-1292-1200	1200	.648	0.84	1.2
RL-1292-1500	1500	.888	0.76	0.900
RL-1292-1800	1800	1.16	0.73	0.750
RL-1292-2200	2200	1.20	0.68	0.750
RL-1292-2700	2700	1.44	0.56	0.750
RL-1292-3300	3300	1.92	0.53	0.590
RL-1292-3900	3900	2.16	0.51	0.590
RL-1292-4700	4700	2.50	0.47	0.590
RL-1292-5600	5600	3.20	0.44	0.450
RL-1292-6800	6800	4.00	0.41	0.450
RL-1292-8200	8200	5.20	0.37	0.350
RL-1292-10000	10000	6.00	0.34	0.350
RL-1292-12000	12000	8.00	0.32	0.270
RL-1292-15000	15000	10.00	0.25	0.200
RL-1292-18000	18000	11.00	0.23	0.200
RL-1292-22000	22000	13.00	0.21	0.200
RL-1292-27000	27000	15.00	0.185	0.200
RL-1292-33000	33000	21.00	0.175	0.160
RL-1292-39000	39000	23.20	0.16	0.160
RL-1292-47000	47000	32.00	0.148	0.120
RL-1292-56000	56000	35.00	0.135	0.120
RL-1292-68000	68000	48.00	0.125	0.095
RL-1292-82000	82000	54.30	0.11	0.095
RL-1292-100000	100000	68.50	0.095	0.070
RL-1292-120000	120000	75.00	0.08	0.070
RL-1292-150000	150000	84.30	0.06	0.070



## RENCO ELECTRONICS, INC.

✉ 595 International Place, Rockledge, FL 32955-4200 USA

☎ (321) 637-1000 • Toll Free Engineering Hot line 800-645-5828

📠 Fax: (321) 637-1600 🌐 Web Site: [www.rencousa.com](http://www.rencousa.com) 📧 E-mail: [sales@rencousa.com](mailto:sales@rencousa.com)

<b>RL-1293</b> Renco Part No.	Inductance at 0 DC ( $\mu$ H)	Max. DCR (OHMS) @ +20°C	Saturation Current (DC Amps) Approx.	Suggested Rated Current (AMPS)
RL-1293-3.9	3.9	.007	8.2	4.00
RL-1293-4.7	4.7	.008	7.7	4.00
RL-1293-5.6	5.6	.011	6.9	4.00
RL-1293-6.8	6.8	.011	6.3	4.00
RL-1293-8.2	8.2	.013	5.7	4.00
RL-1293-10	10	.017	5.2	4.00
RL-1293-12	12	.019	4.7	4.00
RL-1293-15	15	.022	4.5	4.00
RL-1293-18	18	.023	3.9	4.00
RL-1293-22	22	.026	3.5	4.00
RL-1293-27	27	.027	2.9	4.00
RL-1293-33	33	.032	2.9	4.00
RL-1293-39	39	.033	2.7	4.00
RL-1293-47	47	.035	2.5	4.00
RL-1293-56	56	.037	2.3	3.2
RL-1293-68	68	.047	2.1	2.5
RL-1293-82	82	.060	1.9	2.0
RL-1293-100	100	.090	1.7	1.6
RL-1293-120	120	.113	1.6	1.6
RL-1293-150	150	.129	1.4	1.6
RL-1293-180	180	.150	1.3	1.6
RL-1293-220	220	.162	1.2	1.6
RL-1293-270	270	.208	1.1	1.6
RL-1293-330	330	.212	0.95	1.6
RL-1293-390	390	.281	0.88	1.6
RL-1293-470	470	.380	0.80	1.2
RL-1293-560	560	.420	0.74	1.0
RL-1293-680	680	.548	0.67	1.0
RL-1293-820	820	.655	0.61	0.8
RL-1293-1000	1000	.844	0.56	0.8
RL-1293-1200	1200	1.04	0.51	0.6
RL-1293-1500	1500	1.18	0.46	0.6
RL-1293-1800	1800	1.56	0.42	0.6
RL-1293-2200	2200	2.00	0.38	0.5
RL-1293-2700	2700	2.06	0.34	0.4
RL-1293-3300	3300	2.53	0.31	0.4
RL-1293-3900	3900	2.75	0.29	0.4
RL-1293-4700	4700	3.19	0.26	0.4
RL-1293-5600	5600	3.92	0.24	0.315
RL-1293-6800	6800	5.69	0.22	0.250
RL-1293-8200	8200	6.32	0.20	0.250
RL-1293-10000	10000	7.30	0.18	0.250
RL-1293-12000	12000	9.21	0.17	0.200
RL-1293-15000	15000	10.5	0.15	0.200
RL-1293-18000	18000	14.8	0.14	0.158
RL-1293-22000	22000	21.8	0.12	0.125
RL-1293-27000	27000	22.7	0.11	0.125
RL-1293-33000	33000	25.7	0.10	0.125
RL-1293-39000	39000	31.8	0.09	0.100
RL-1293-47000	47000	36.1	0.08	0.100
RL-1293-56000	56000	40.9	0.08	0.100
RL-1293-68000	68000	57.3	0.07	0.082
RL-1293-82000	82000	79.3	0.07	0.065
RL-1293-100000	100000	89.7	0.06	0.065



## RENCO ELECTRONICS, INC.

✉ 595 International Place, Rockledge, FL 32955-4200 USA

☎ (321) 637-1000 • Toll Free Engineering Hot line 800-645-5828

☎ Fax: (321) 637-1600 🌐 Web Site: [www.rencousa.com](http://www.rencousa.com) ✉ E-mail: [sales@rencousa.com](mailto:sales@rencousa.com)

<b>RL-1294</b> Renco Part No.	Inductance at 0 DC ( $\mu$ H)	Max. DCR (Ohms) @ +20°C	Saturation Current (DC Amps) Approx.	Suggested Rated Current (Amps)
RL-1294-3.9	3.9	.019	3.6	1.28
RL-1294-4.7	4.7	.027	3.3	1.28
RL-1294-5.6	5.6	.024	3.0	1.28
RL-1294-6.8	6.8	.026	2.7	1.28
RL-1294-8.2	8.2	.028	2.5	1.28
RL-1294-10	10	.033	2.3	1.28
RL-1294-12	12	.037	2.1	1.28
RL-1294-15	15	.040	1.9	1.28
RL-1294-18	18	.044	1.7	1.28
RL-1294-22	22	.050	1.5	1.28
RL-1294-27	27	.058	1.4	1.28
RL-1294-33	33	.075	1.3	1.008
RL-1294-39	39	.094	1.2	.804
RL-1294-47	47	.109	1.1	.804
RL-1294-56	56	.140	0.97	.804
RL-1294-68	68	.145	0.88	.804
RL-1294-82	82	.152	0.80	.804
RL-1294-100	100	.208	0.73	.632
RL-1294-120	120	.283	0.66	.508
RL-1294-150	150	.340	0.60	.508
RL-1294-180	180	.362	0.54	.508
RL-1294-220	220	.430	0.49	.508
RL-1294-270	270	.557	0.45	.400
RL-1294-330	330	.665	0.40	.400
RL-1294-390	390	.772	0.37	.400
RL-1294-470	470	1.15	0.34	.315
RL-1294-560	560	1.27	0.31	.315
RL-1294-680	680	1.61	0.28	.250
RL-1294-820	820	1.96	0.26	.200
RL-1294-1000	1000	2.30	0.23	.200
RL-1294-1200	1200	2.65	0.21	.200
RL-1294-1500	1500	3.45	0.19	.158
RL-1294-1800	1800	4.03	0.18	.158
RL-1294-2200	2200	4.48	0.16	.158
RL-1294-2700	2700	5.90	0.14	.125
RL-1294-3300	3300	6.56	0.13	.125
RL-1294-3900	3900	8.63	0.12	.100
RL-1294-4700	4700	10.5	0.11	.100
RL-1294-5600	5600	13.9	0.10	.082
RL-1294-6800	6800	16.3	0.09	.082
RL-1294-8200	8200	20.8	0.08	.065
RL-1294-10000	10000	26.4	0.08	.050
RL-1294-12000	12000	29.9	0.07	.050
RL-1294-15000	15000	42.5	0.06	.039
RL-1294-18000	18000	48.3	0.06	.039

**NOTES:**

1. Inductance,  $\pm 10\%$  at 1KHz  $\emptyset$  Amps.
2. Saturation current lowers inductance approx. 5%.
3. Switching Frequencies to 250 KHz.
4. Suggested maximum voltage, 100V.
5. Temperature rise at rated current approx. 35°C.
6. Maximum temperature range -55° to +130°C.
7. Available tape and reel for auto insertion.
8. Coils finished with 135°C polyolefin sleeving.
9. Distinctive Blue sleeving



## RENCO ELECTRONICS, INC.

✉ 595 International Place, Rockledge, FL 32955-4200 USA

☎ (321) 637-1000 • Toll Free Engineering Hot line 800-645-5828

☎ Fax: (321) 637-1600 🌐 Web Site: [www.rencousa.com](http://www.rencousa.com) 📧 E-mail: [sales@rencousa.com](mailto:sales@rencousa.com)